

---

**Algebraic theory of Penrose's non-periodic tilings of the plane. I**

by N.G. de Bruijn

*Department of Mathematics, Eindhoven University of Technology, P.O. Box 513,  
5600 MB Eindhoven, the Netherlands*

Dedicated to G. Pólya

---

Communicated at the meeting of October 26, 1980**1. INTRODUCTION**

Some years ago R. Penrose discovered a fascinating class of non-periodic tilings of the plane. We refer to Penrose's own papers [3, 4], but also to M. Gardner's beautiful survey [2]. In particular that survey shows the important contributions of J.H. Conway to the subject. Gardner's article concentrates in particular on the tilings with just two different pieces, the "kite" and the "dart" (see figure 5 below).

Some of the properties of these tilings are reminiscent of the quasi-periodic behavior of  $\lfloor (n+1)\alpha \rfloor - \lfloor n\alpha \rfloor$  for a fixed irrational  $\alpha$  ( $\lfloor x \rfloor$  is the integral part of  $x$ ), where arbitrary long subsequences are repeated infinitely often. Therefore we feel the need for an algebraic approach, and that is what will be presented in this paper. Actually it is shown that the shape of a Penrose kite-and-dart pattern is determined completely by a complex number  $\xi$ , and that properties of the pattern can be derived from properties of  $\xi$ . There are exceptional cases (which we shall call *singular*), where  $\xi$  produces more than one pattern; the number of patterns corresponding to a singular  $\xi$  can be 2 or 10.

As the basis of our algebraic description we shall take the pentagrids. A *pentagrid* is a figure in the plane, obtained by superposition of 5 ordinary grids, obtained from each other by rotation over angles of multiples of  $2\pi/5$  (combined with certain shifts). Here we used the term "ordinary grid" for the

set of points whose distance to a fixed line is an integral multiple of a fixed positive number.

We now explain in general terms how the various pieces of our discussion fit together.

(i) There is a one-to-one correspondence between the kite-and-dart patterns and certain rhombus patterns. This correspondence is due to Penrose (see [2]). We shall describe the rhombuses as being provided with red or green arrows along the sides, and we shall speak of arrowed rhombus patterns (abbreviated *AR-patterns*). These arrowed rhombus patterns are somewhat easier for algebraic description than the kite-and-dart patterns.

(ii) A pentagrid is described by five reals  $\gamma_0, \dots, \gamma_4$  (representing the shifts in 5 directions). The restriction is made that  $\gamma_0 + \dots + \gamma_4 = 0$ . A pentagrid is called *singular* if there is a point in the plane where three or more grid lines intersect, otherwise *regular*.

(iii) A regular pentagrid determines an AR-pattern. Singular pentagrids can be obtained as limits of regular pentagrids, but depending on the way we approach the limit we get different AR-patterns (sometimes 2, sometimes 10 different patterns).

(iv) All AR-patterns (and therefore all kite-and-dart patterns) can be obtained as under (iii). For the proof of this we use the deflations and inflations that Penrose defined for his patterns; the corresponding operations on pentagrids are very simple.

(v) The five real pentagrid parameters  $\gamma_0, \dots, \gamma_4$  define a single complex parameter  $\xi$ . Two pentagrids with the same  $\xi$  are just obtained from each other by a shift. A pentagrid produces more than one AR-pattern (it depends on how the grid lines are numbered), but if  $\xi_1 - \xi_2$  has the form  $n_0 + n_1\xi + n_2\xi^2 + n_3\xi^3 + n_4\xi^4$  ( $\xi = \exp(2\pi i/5)$ ,  $n_0, \dots, n_4 \in \mathbb{Z}$ ,  $n_0 + \dots + n_4 = 0$ ) then the AR-patterns corresponding to  $\xi_1$  and  $\xi_2$  are obtained from each other by shifts. Symmetries of the patterns can be described in terms of properties of  $\xi$ , and therefore it is possible to get a complete survey of all kite-and-dart patterns with symmetry.

(vi) There are some other geometrical ways to look at the pentagrid-produced AR-patterns. One of them is to intersect the regular five-dimensional cubic lattice by certain two-dimensional planes, and looking at the cubes which have points in common with the plane. Projecting the centres of those cubes onto that plane we get the vertices of the rhombus pattern.

A second geometrical approach is somewhat harder to describe in a short survey like this section; we refer to Section 8. It has the charming feature that the type of a vertex in the AR-pattern is made visible at once by means of the position of a corresponding point in one of four pentagon figures.

(vii) In a previous paper [1] we presented a paradigm in the world of zero-one sequences. These sequences were defined by having infinitely many predecessors in the sense of a certain deflation operation. The properties of these sequences as to repetition of finite subsequences are strongly analogous to properties of the Penrose patterns. A very simple algebraic description could be given for the zero-one sequences. In several senses this paradigm suggested the

attack on the algebraic description of the Penrose patterns. And actually these zero-one sequences appear in the flesh in the singular Penrose patterns (instead of zeros and ones we get short and long bow ties!).

NOTATION. The letters  $\mathbb{C}$ ,  $\mathbb{R}$ ,  $\mathbb{Z}$  have the usual meaning of complex plane, real line, set of integers, respectively.

The letter  $j$  always represents an element of the set  $\{0, 1, 2, 3, 4\}$ . Addition is done mod 5 in this set. "For all  $j$ " will mean "for  $j=0, \dots, 4$ ";  $\sum_j$  stands for  $\sum_{j=0}^4$ .

We always put

$$(1.1) \quad \zeta = e^{2\pi i/5}, \quad p = 1 + \zeta + \zeta^{-1} = \frac{1}{2} + \frac{1}{2}\sqrt{5}$$

whence  $\zeta + \zeta^{-1} = p^{-1}$ ,  $\zeta^2 + \zeta^{-2} = -p$ .

If  $x \in \mathbb{R}$ , then  $[x]$  (the "floor" of  $x$ ) is the integral part of  $x$ , and  $\lceil x \rceil$  (the "roof" of  $x$ ) is the least  $n \in \mathbb{Z}$  with  $n \geq x$ .

$\mathbb{Z}[\zeta]$  denotes the ring of all  $\sum n_j \zeta^j$  with  $n_0, \dots, n_4 \in \mathbb{Z}$ . And  $P$  denotes the set of all  $n_0 + n_1 \zeta + \dots + n_4 \zeta^4$  with  $n_0, \dots, n_4 \in \mathbb{Z}$ ,  $\sum n_j = 0$  ( $P$  is the principal ideal generated by  $1 - \zeta$ ).

## 2. AR-PATTERNS

As building blocks we take two rhombuses. In both all sides have length equal to 1; the *thick* rhombus has angles  $72^\circ$  and  $108^\circ$ , the *thin* rhombus has angles  $36^\circ$  and  $144^\circ$ . We provide the sides with red and green arrows as depicted in figure 1. For the sake of printing in black we indicate the color difference by drawing the red arrows as single arrows, the greens as double arrows. The color scheme of a rhombus is entirely determined by indicating the corner where green arrows meet (the dot is in an angle of  $72^\circ$  or  $144^\circ$ ).

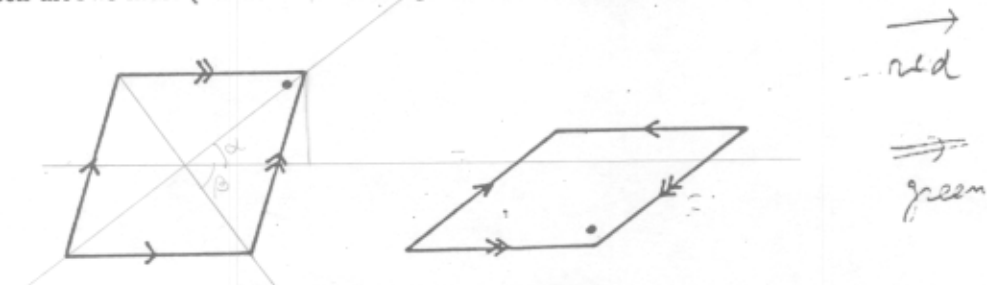


Fig. 1. The thick and the thin rhombus.

The condition for joining the pieces together is simply that arrows have to match: adjacent pieces must have arrows of the same color and the same direction on the common edge. If the whole plane is tiled this way, we call it an *AR-pattern* (AR stands for arrowed rhombus). A piece of such a pattern is given in figure 2. The picture with colored arrows can of course be replaced by a picture with dots in corners (see figure 3), but it is harder to express the conditions for joining the pieces together in terms of these dots.

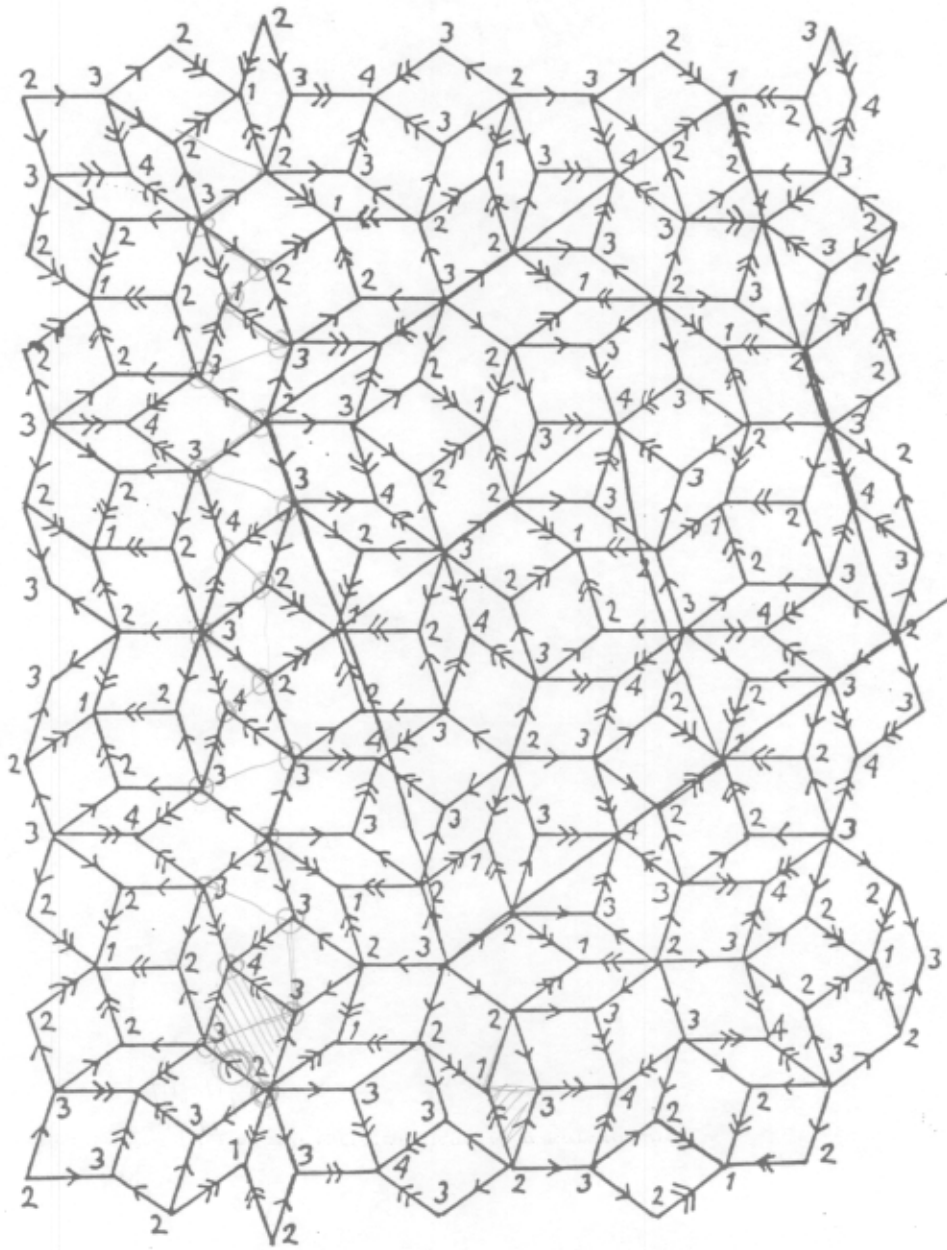


Fig. 2. An AR-pattern (for the indices 1, 2, 3, 4 see Section 6).



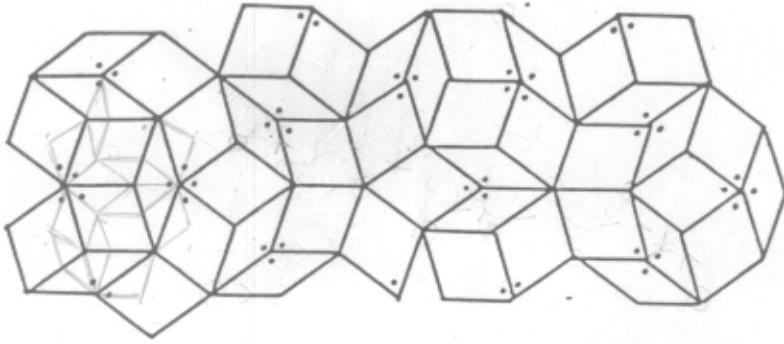


Fig. 3. AR-pattern with dots indicating the vertices towards which the green arrows point.

From an AR-pattern we get a kite-and-dart pattern as indicated in figure 4 (where all angles are multiples of  $36^\circ$ ). The thick rhombus becomes a dart plus two half kites, the thin rhombus becomes two half kites. The heavy lines become the sides in the kite-and-dart pattern. The points A are the points where a corner of the rhombus was dotted. The kite and the dart are drawn in figure 5. Here the letters A and B refer to the rule for joining pieces: sides AB have to be pasted to sides AB.

Getting back from the kite-and-dart pattern to the AR-pattern is slightly more complicated: (i) draw colored arrows as in figure 6. (ii) draw an extra green arrow from a "sun" to a "queen" whenever such points are connected in the kite-and-dart pattern (for these terms we refer to [2]).

We shall not digress on the kites and darts, for everything we shall do will be in terms of arrowed rhombuses.

### 3. SKELETONS OF PARALLELOGRAM TILINGS

This section has mainly the purpose of a heuristic preparation for Section 5. If we have somehow tiled the plane by means of parallelograms, such that every two adjacent parallelograms have a full edge in common, we can characterize that tiling completely by what we shall call a *skeleton*.

Consider an edge of any parallelogram in the tiling. Then the tiling contains a strip (infinite in both directions) of pairwise adjacent parallelograms each one of them having two edges equal to and parallel to the edge we started from. Orienting that edge arbitrarily, we get a vector that plays the same rôle for all

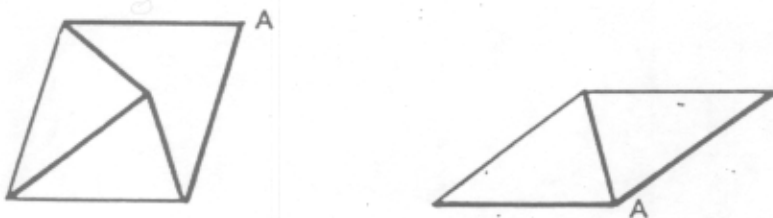


Fig. 4. From rhombuses to kites and darts.

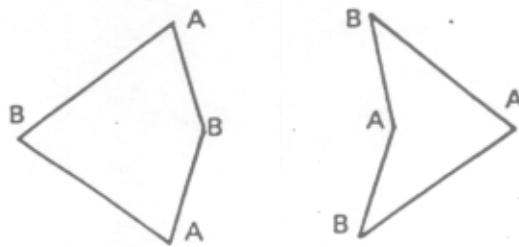


Fig. 5. The kite and the dart.

parallelograms of the strip. We connect the midpoints of the parallel edges, and thus we get a curve that stays inside the strip. We can do this for every edge in the pattern. The edge determines a strip, and to the strip we attach a curve and a vector.

Next we erase all parallelograms, just keeping the curves plus the vectors that belong to them. Now we distort the plane with the curves topologically, without distorting the vectors. Let us call the resulting structure of curves plus vectors a *skeleton*. The fun is that on the basis of the skeleton we can still build up the original parallelogram pattern (apart from a shift). Corresponding to the intersection of any two curves we draw (in a new plane) a parallelogram defined by the vectors belonging to these curves. Having done this for all intersection points we note that the parallelograms nicely fit together, and form the original pattern.

We can go pretty far in choosing the skeletons ourselves, not starting from a given parallelogram tiling, although it is not easy to formulate necessary and sufficient conditions exactly. The first thing to require is that if two curves intersect then their vectors should not have the same direction. And no point should lie on more than two curves. Next we have to impose restrictions that prevent overlapping of parallelograms. To that end we require that the curves can be oriented such that at each intersection point the curve intersections are in agreement with the figure formed by the corresponding vectors. This agreement is a matter of sign only. If the oriented curves are  $c_1$  and  $c_2$ , the vectors  $v_1$  and  $v_2$ , and if  $c_2$  crosses  $c_1$  from its right bank to its left bank, then we have to require that the shortest rotation of the unit vector  $v_1/|v_1|$  to  $v_2/|v_2|$  is clockwise.

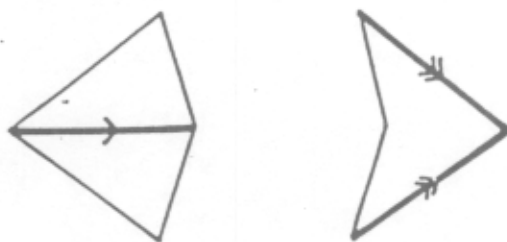


Fig. 6. From kites and darts to rhombuses.

A further condition is that on each curve the set of intersection points with other curves has the order structure of  $\mathbb{Z}$ .

The above conditions do not yet guarantee that the parallelograms will tile more than just a part of the plane. We shall not try to formulate further conditions: we have said enough to satisfy our heuristic purposes.

We note the duality between the skeleton and the parallelogram pattern. An intersection point in the skeleton corresponds to a parallelogram, and a mesh in the skeleton plane corresponds to a vertex of a parallelogram. (We use the term *mesh* for the connected components of what is left when we remove the skeleton from the plane.)

The skeletons of our AR-patterns will turn out to be pentagrids.

#### 4. PENTAGRIDS

Let  $\gamma_0, \dots, \gamma_4$  be real numbers, satisfying

$$(4.1) \quad \gamma_0 + \dots + \gamma_4 = 0.$$

(This condition will not play a rôle until Section 5.) In the complex plane  $\mathbb{C}$  we consider 5 grids. For  $j=0, 1, \dots, 4$ , the  $j$ -th grid is the set

$$(4.2) \quad \{z \in \mathbb{C} \mid \operatorname{Re}(z\zeta^{-j}) + \gamma_j \in \mathbb{Z}\}$$

(where  $\mathbb{Z}$  is the set of all integers). The *pentagrid* determined by  $\gamma_0, \dots, \gamma_4$  is the union of (4.2) for  $j=0, \dots, 4$ .

The pentagrid is called *regular* if no point of  $\mathbb{C}$  belongs to more than two of the five grids, and otherwise *singular*.

Given  $\gamma_0, \dots, \gamma_4$  (with (4.1)), we associate with every point  $z \in \mathbb{C}$  five integers  $K_0(z), \dots, K_4(z)$  where

$$(4.3) \quad K_j(z) = \lceil \operatorname{Re}(z\zeta^{-j}) + \gamma_j \rceil$$

(for notation see Section 1).

Let  $r$  and  $s$  be integers with  $0 \leq r \leq s \leq 4$ , and let  $k_r \in \mathbb{Z}$ ,  $k_s \in \mathbb{Z}$ . Then the point  $z_0$  determined by the equations

$$(4.4) \quad \operatorname{Re}(z\zeta^{-r}) + \gamma_r = k_r, \quad \operatorname{Re}(z\zeta^{-s}) + \gamma_s = k_s$$

is the intersection point of a line of the  $r$ -th grid and a line of the  $s$ -th grid. In a small neighborhood of  $z_0$  the vector  $(K_0(z), \dots, K_4(z))$  takes four different values, the four vectors we get from the formula

$$(4.5) \quad (K_0(z_0), \dots, K_4(z_0)) + \varepsilon_1(\delta_{0r}, \dots, \delta_{4r}) + \varepsilon_2(\delta_{0s}, \dots, \delta_{4s})$$

by taking  $(\varepsilon_1, \varepsilon_2) = (0, 0), (0, 1), (1, 0), (1, 1)$ , respectively. ( $\delta_{ij}$  is Kronecker's symbol: 1 if  $i=j$  and 0 otherwise).

#### 5. RHOMBUS PATTERNS ASSOCIATED WITH REGULAR PENTAGRIDS

We assign to any vector  $(k_0, \dots, k_4) \in \mathbb{Z}^5$  the complex number

$$(5.1) \quad k_0 + k_1\zeta + k_2\zeta^2 + k_3\zeta^3 + k_4\zeta^4.$$

Note that the four points represented by (4.5) (with  $\varepsilon_1$  and  $\varepsilon_2$  taken from the set  $\{0, 1\}$ ) form the vertices of a rhombus.

Assuming the pentagrid (given by  $\gamma_0, \dots, \gamma_4$ ) to be regular, we can attach such a rhombus to every intersection point of the pentagrid. We will show in a moment that they form a tiling of the plane by thick and thin rhombuses. The set of vertices of the rhombuses can also be described as the set of all points  $f(z)$ , with

$$(5.2) \quad f(z) = \sum_j K_j(z) \zeta^j$$

(cf. (4.3)) where  $z$  runs through  $C$ . Note that (5.2) is constant in every mesh of the pentagrid.

We now sketch a proof for the statement that the rhombuses form a tiling of the plane. To every mesh of the pentagrid there belongs a point  $f(z)$ , and the four meshes surrounding a point of intersection of two grid lines form the vertices of a rhombus. Locally, these rhombuses do not overlap. In order to show that every point  $w$  of the plane is covered by a rhombus, we note that if  $z$  runs clockwise through the circumference of a large circle, then  $f(z)$  describes a closed curve that runs clockwise around  $w$ . We just have to note that  $f(z) - \frac{1}{2}z$  is bounded, because it follows from (4.3) that we have

$$f(z) = \frac{1}{2}z + \sum_j (\gamma_j + \lambda_j(z)) \zeta^j,$$

where

$$(5.3) \quad \lambda_j(z) = K_j(z) - \operatorname{Re}(z \zeta^{-j}) - \gamma_j, \quad 0 \leq \lambda_j(z) < 1.$$

We shall next prove that the rhombus pattern can be provided with colored arrows in such a way that it becomes an AR-pattern.

First we define the index of a vertex in the rhombus pattern. For every  $z \in C$  we have at most two of  $\lambda_0(z), \dots, \lambda_4(z)$  equal to zero, and hence  $0 < \lambda_0(z) + \dots + \lambda_4(z) < 5$ . By (4.1) and (5.3) we infer

$$(5.4) \quad \sum_j K_j(z) = \sum_j \lambda_j(z),$$

and since the left-hand side is an integer, we infer that it has one of the values 1, 2, 3, 4. So every vertex in the rhombus pattern can be represented as  $k_0 + k_1 \zeta + \dots + k_4 \zeta^4$  with  $k_0 + \dots + k_4 \in \{1, 2, 3, 4\}$ . This value  $k_0 + \dots + k_4$  is called the *index* of that vertex. (Needless to say since  $1 + \zeta + \dots + \zeta^4 = 0$ , the sum  $k_0 + \dots + k_4$  can always be reduced modulo 5, but the fact that the sum is never a multiple of 5 is remarkable.)

If we move a point along the edges of the rhombuses, we note that the index increases by 1 in the directions  $1, \zeta, \zeta^2, \zeta^3, \zeta^4$ , and decreases by 1 in the directions  $-1, -\zeta, -\zeta^2, -\zeta^3, -\zeta^4$ . It follows that a thick rhombus has either index values 1 and 3 at the  $72^\circ$  angles and value 2 at the  $180^\circ$  angles, or it has 2 and 4 at the  $72^\circ$  angles and 3 at the  $108^\circ$  angles. For a thin rhombus we get either 1 and 3 at the  $144^\circ$  angles and 2 at the  $36^\circ$  angles, or 2 and 4 at the  $144^\circ$  and 3 at the  $36^\circ$  angles.

We now decide how to color the edges: edges connecting a point of index 1 to



a point of index 2 are colored *red*, edges connecting a 1 to a 2 or a 3 to a 4 are colored *green*. We also decide on the direction of the green arrows: they point from 2 to 1 or from 3 to 4.

It remains to orient the red edges. For every separate rhombus the orientation follows from the colors, but the question is whether adjacent rhombuses give the same orientation to their common side if that common side is red. It is not as simple as with the green edges where the index values determine the orientation. The orientability of the red edges will be trivial once we have proved the following. Let  $PQ$  be a red edge. The two rhombuses that have the edge  $PQ$  in common, have angles  $\alpha$  and  $\beta$  at  $P$ , respectively. Then  $\alpha$  and  $\beta$  are either both  $< \pi/2$  or both  $> \pi/2$ .

This statement on  $\alpha$  and  $\beta$  can be translated in terms of the pentagrid. We formulate it for a line  $l$  of the 0-th grid (for the other grids it is obtained by cyclic permutation). Consider two consecutive intersection points  $A$  and  $B$  on such a line, where  $A$  is obtained by intersection with a line of the  $p$ -th grid, and  $B$  by intersection with a line of the  $q$ -th grid. Here  $p$  and  $q$  are in  $\{1, 2, 3, 4\}$ . (It is not assumed a priori that  $p \neq q$ ). The statement corresponding to the above one on  $\alpha$  and  $\beta$  becomes: *If the segment  $AB$  is red, then  $p + q$  is odd.* (Since edges of the skeleton correspond to edges of the rhombuses, we say that  $AB$  is red if  $\sum_i K_j(z)$  is 2 on one side of  $AB$  and 3 on the other side).

By means of a simple transformation we reduce the problem to the case that  $y_0 = 0$  and that  $l$  is the imaginary axis. For  $y \in \mathbb{R}$  we have

$$\begin{aligned} K_1(iy) &= \lceil y \sin(2\pi/5) + \gamma_1 \rceil, & K_4(iy) &= \lceil -y \sin(2\pi/5) + \gamma_4 \rceil, \\ K_2(iy) &= \lceil y \sin(4\pi/5) + \gamma_2 \rceil, & K_3(iy) &= \lceil -y \sin(4\pi/5) + \gamma_3 \rceil. \end{aligned}$$

Since the pentagrid is assumed to be regular, we note that  $\gamma_1 + \gamma_4$  and  $\gamma_2 + \gamma_3$  are not integers.

If  $y$  runs from  $-\infty$  to  $\infty$ , we find that  $K_1(iy) + K_4(iy) - \lceil \gamma_1 + \gamma_4 \rceil$  jumps from 0 to 1 at points where  $(\lceil \gamma_4 + \gamma_1 \rceil - \gamma_1) / \sin(2\pi/5)$  is integral, and from 1 to 0 at points where  $\gamma_4 / \sin(2\pi/5)$  is integral. We get a similar statement if we replace  $K_1, K_4, \gamma_1, \gamma_4, \sin(2\pi/5)$  by  $K_2, K_3, \gamma_2, \gamma_3, \sin(4\pi/5)$ .

Since the points of intersection with the 1<sup>st</sup> and 4<sup>th</sup> grid alternate, and the same thing holds for 2<sup>nd</sup> and 3<sup>rd</sup> grid, we note that  $p \neq q$ . Now assume that  $p + q$  is even. We infer that either  $\{p, q\} = \{1, 3\}$  or  $\{p, q\} = \{2, 4\}$ . Since  $\gamma_0 = 0$  we have  $\gamma_1 + \dots + \gamma_4 = 0$  (cf. (4.1)), whence  $\lceil \gamma_1 + \gamma_4 \rceil + \lceil \gamma_2 + \gamma_3 \rceil = 1$ . It is easy to check now that  $K_1(iy) + K_2(iy) + K_3(iy) + K_4(iy) = 1$  or 3 between the points  $A$  and  $B$ . So either  $K_0(iy) + \dots + K_4(iy) = 1$  on the left side and 2 on the right side, or 3 on the left and 4 on the right. That means that the segment  $AB$  is green, and we have finished our proof. That is, we have proved

**THEOREM 5.1.** The rhombuses constructed from the intersection points of a regular pentagrid (given by  $\gamma_0, \dots, \gamma_4$ ) by means of (4.5) can be colored and oriented so as to form an AR-pattern (and therefore lead to a kite-and-dart pattern).

REMARK. Two real vectors  $y_0, \dots, y_4$  and  $y_0^*, \dots, y_4^*$  determine the same pentagrid if and only if  $y_j - y_j^* \in \mathbb{Z}$  for all  $j$ . The AR-pattern generated by  $y^*$  is obtained from the one generated by  $y$  by means of a shift, where every complex number  $\alpha$  is taken into  $\alpha + \theta$ , with a fixed  $\theta$ . This  $\theta$  belongs to  $P$  (the ideal defined in Section 1).

#### 6. TYPES AND INDICES OF VERTICES IN AN AR-PATTERN

In this section we discuss arbitrary AR-patterns; we do not assume them to be generated by a pentagrid. The vertices in an AR-pattern can be of 8 different types according to the figure formed by the colored arrows. It is easy to check that the only possibilities (apart from rotation) are those of figure 7. These types can also be derived from the types of points in a kite-and-dart pattern. For kite-and-dart patterns the types have been christened star, king, queen, ace, sun, jack, deuce (see [2]). If we turn kite-and-dart patterns into AR-patterns by the operation described in Section 2, the star turns into what is called S in figure 7, the king into K, then queen into Q, the jack into J and the deuce into D. The aces vanish entirely, and the suns give rise to S3, S4 or S5, depending on whether the sun is surrounded by 3, 4 or 5 darts.

By rotation we can arrange that all the arrows of the patterns have directions taken from  $\{1, \zeta, \zeta^2, \zeta^3, \zeta^4, -1, -\zeta, -\zeta^2, -\zeta^3, -\zeta^4\}$ . We shall now show that it is possible to label the vertices with integers 1, 2, 3 or 4 such that the label increases by 1 when we pass along an edge in a direction  $1, \zeta, \zeta^2, \zeta^3, \zeta^4$  (and therefore it decreases by 1 if we pass along an edge in a direction  $-1, -\zeta, -\zeta^2, -\zeta^3, -\zeta^4$ ). This means that the vertices are all of the form  $z_0 + k_0 + k_1\zeta + \dots + k_4\zeta^4$ , where  $z_0$  is fixed,  $k_0, \dots, k_4 \in \mathbb{Z}$ ,  $0 < k_0 + \dots + k_4 < 5$ . That is, we can index the points in the same way as obtained in Section 5 for AR-patterns generated by pentagrids.

This labelling is easily achieved and is depicted in figure 2. If a green arrow runs in one of the directions  $1, \zeta, \zeta^2, \zeta^3, \zeta^4$ , we label the tail 3 and the head 4; in the directions  $-1, -\zeta, -\zeta^2, -\zeta^3, -\zeta^4$  we label the tail 2 and the head 1. For the

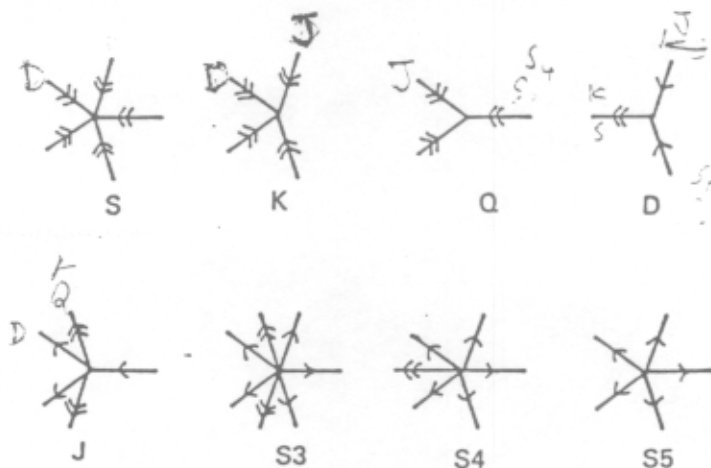


Fig. 7. The vertex types.

red arrows we use labels 2, 3 for the directions 1,  $\zeta$ ,  $\zeta^2$ ,  $\zeta^3$ ,  $\zeta^4$ , and labels 3, 2 for the others. It looks as though the labelling of a point depends on the arrow we consider it to be a head or tail of, but we can check that it is not. This is done by looking at two arrows meeting at a vertex of a rhombus: then the rule for attaching a label to that point by considering it as a head or tail of the first arrow gives the same value as the rule applied to the second one.

This labelling of the vertices of an AR-pattern led to R.M.A. Wieringa's remark that an AR-pattern can be considered as the orthogonal projection of a pattern in 3-space, consisting of only one kind of rhombus. We just take an AR-pattern in a horizontal plane, and raise the points of index  $j$  vertically over a distance of  $j/2$ . Thus we get rhombuses with side lengths all equal to  $\frac{1}{2}\sqrt{5}$ , short diagonals  $2\sin(\pi/5)$ , long diagonals  $2\sin(2\pi/5)$ . They occur in two positions: either the short diagonal or the long diagonal is horizontal. In the first case the orthogonal projection on the horizontal plane is a thick rhombus, and the horizontal short diagonal of the space rhombus is projected as the short diagonal of the thick rhombus. In the second case the orthogonal projection is a thin rhombus, and the horizontal long diagonal of the space rhombus is projected as the long diagonal of the thin rhombus. In order to check the length of the other diagonals we need the relation  $4\sin^2(2\pi/5) = 1 + 4\cos^2(\pi/5)$ .

These three-dimensional patterns seem to be promising for construction of ceilings in big rooms (rather than for floor tilings!). Let us call them *Wieringa roofs*.

We mention that the angles of Wieringa's rhombuses satisfy  $\tan \alpha = \pm 2$ .

#### 7. A GEOMETRICAL INTERPRETATION OF AR-PATTERNS ARISING FROM PENTAGRIDS

Let  $\gamma_0, \dots, \gamma_4$  be reals with  $\gamma_0 + \dots + \gamma_4 = 0$ . We assume that the pentagrid defined by these  $\gamma$ 's (according to Section 4) is regular. The vertices of the rhombus pattern associated to  $\gamma_0, \dots, \gamma_4$  (Section 5) can be described geometrically as follows. Take a five dimensional space  $\mathbb{R}^5$ , and divide it into unit cubes in the standard way (the vertices of the unit cubes are the points with integral coordinates). Each cube can be indexed with five integers  $k_0, \dots, k_4$ , such that the interior of the cube is the set of all points  $(x_0, \dots, x_4)$  with  $k_0 - 1 < x_0 < k_0, \dots, k_4 - 1 < x_4 < k_4$ . Let us call that interior the "open unit cube of the vector  $k$ ".

Now consider the two-dimensional plane given by the equations

$$(7.1) \quad \sum_j x_j = 0,$$

$$(7.2) \quad \sum_j (x_j - \gamma_j) \operatorname{Re} \zeta^{2j} = 0,$$

$$(7.3) \quad \sum_j (x_j - \gamma_j) \operatorname{Im} \zeta^{2j} = 0.$$

**THEOREM 7.1.** The vertices of the AR-pattern produced by a regular pentagrid (with parameters  $\gamma_0, \dots, \gamma_4$ ) are the points  $k_0 + k_1\zeta + \dots + k_4\zeta^4$  where  $(k_0, \dots, k_4)$  runs through those elements of  $\mathbb{Z}^5$  whose open cube has a non-empty intersection with the plane given by (7.1)–(7.3).

We outline a proof for this theorem. Formulas (7.1)–(7.3) state that the vector  $(x_0 - \gamma_0, \dots, x_4 - \gamma_4)$  is orthogonal to  $(1, \dots, 1)$ ,  $(1, \zeta^2, \zeta^4, \zeta^6, \zeta^8)$  and  $(1, \zeta^{-2}, \zeta^{-4}, \zeta^{-6}, \zeta^{-8})$ . Consequently,  $(x_0 - \gamma_0, \dots, x_4 - \gamma_4)$  is a linear combination of  $(1, \zeta, \zeta^2, \zeta^3, \zeta^4)$  and  $(1, \zeta^{-1}, \zeta^{-2}, \zeta^{-3}, \zeta^{-4})$ , whence there is some  $z \in \mathbb{C}$  with  $x_j - \gamma_j = \operatorname{Re}(z\zeta^{-j})$  ( $j=0, \dots, 4$ ). If  $(x_0, \dots, x_4)$  lies in the cube of  $k_0, \dots, k_4$ , we obtain that  $k_j = \lceil \operatorname{Re}(z\zeta^{-j}) + \gamma_j \rceil$ . The same argument works the other way around. Note that regularity of the pentagrid guarantees that if  $k_j = \lceil \operatorname{Re}(z\zeta^{-j}) + \gamma_j \rceil$ , then we have  $k_j = \operatorname{Re}(z\zeta^{-j}) + \gamma_j$  for at most two  $j$ 's, so we can manage to vary  $z$  a little in order to get a point in the interior of the cube.

REMARK. If the points  $(k_0, \dots, k_4)$  mentioned in Theorem 7.1 are projected orthogonally into the plane (7.1)–(7.3), we get a figure that can be turned, by means of a similarity transformation, into the set of vertices of the AR-pattern. This can be derived by evaluating the length of the projection of a real vector  $(y_1, \dots, y_n)$  into the plane given by (7.1)–(7.3), using the formula

$$2 \left| \sum_{j=0}^4 y_j \zeta^j \right|^2 + 2 \left| \sum_{j=0}^4 y_j \zeta^{2j} \right|^2 + \left( \sum_{j=0}^4 y_j \right)^2 = 5 \sum_{j=0}^4 y_j^2.$$

If we project the points  $(k_0, \dots, k_4)$  into the hyperplane given by (7.2)–(7.3) (instead of the plane (7.1)–(7.3)) we almost get the Wieringá roof. Here "almost" means that we still have to carry out an affine transformation, reducing by a factor of  $\frac{1}{2}\sqrt{2}$  all distances perpendicular to the plane given by (7.1)–(7.3). The distances in the projection on (7.1)–(7.3) are proportional to  $(\sum y_j \zeta^j)^2 + \frac{1}{4}(\sum y_j)^2$  whereas for the Wieringá roof we would like to have  $(\sum y_j \zeta^j)^2 + \frac{1}{4}(\sum y_j)^2$ .

#### 8. ALTERNATIVE FORMULATIONS

Again we start with reals  $\gamma_0, \dots, \gamma_4$  with zero sum, we assume that the  $\gamma$ 's are such that the pentagrid is regular, and we build the AR-pattern as in Section 5. We take any vector  $(k_0, \dots, k_4) \in \mathbb{Z}^5$  and we ask whether there is a mesh in the pentagrid where  $K_0(z) = k_0, \dots, K_4(z) = k_4$  (see (4.3)). The question is therefore whether it is true that

$$(8.1) \quad \exists z \in \mathbb{C} \forall j (k_j - 1 < \operatorname{Re}(z\zeta^{-j}) + \gamma_j < k_j).$$

Theorem 8.1 will rephrase (8.1) in a form that says that  $\sum k_j \zeta^{2j}$  lies in one of four pentagons  $V_1, \dots, V_4$  according to  $\sum k_j = 1, \dots, 4$ . These  $V_1, \dots, V_4$  are cross sections of a set  $V$  which we are defining as a subset of  $\mathbb{R} \times \mathbb{C}$ :

$$(8.2) \quad V = \{ (\sum \lambda_j, \sum \lambda_j \zeta^{2j}) \mid 0 < \lambda_0 < 1, \dots, 0 < \lambda_4 < 1 \}.$$

The points of  $V$  with  $\sum \lambda_j = r$  form the pentagon-shaped region  $V_r$ . (To be more precise,  $(r, w) \in V$  if and only if  $w \in V_r$ .) For us, the only important cases are  $r = 1, 2, 3, 4$ . In figure 8 we have depicted  $V_1$ : it is the interior of the pentagon with vertices  $1, \zeta, \zeta^2, \zeta^3, \zeta^4$ . In figure 9 we have  $V_2$ : it is the interior of the pentagon with vertices  $1 + \zeta, \zeta + \zeta^2, \zeta^2 + \zeta^3, \zeta^3 + \zeta^4, \zeta^4 + 1$ . Finally we have simply  $V_3 = -V_2, V_4 = -V_1$ , for we note that  $\sum \lambda_j \zeta^{2j} = -\sum \mu_j \zeta^{2j}$  if  $\mu_j = 1 - \lambda_j$ .



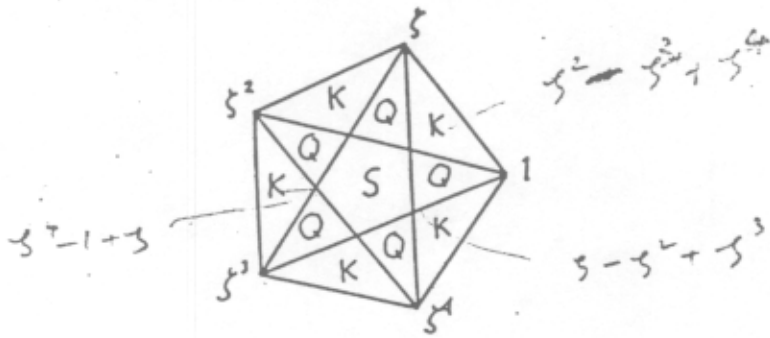


Fig. 8. The pentagon  $V_1$ .

THEOREM 8.1. Condition (8.1) on  $k_0, \dots, k_4$  is equivalent to

$$(8.3) \quad (\sum k_j, \sum (k_j - \gamma_j) \zeta^{2j}) \in V.$$

PROOF. From (8.1) we get to (8.3) if we put  $k_j - \text{Re}(z\zeta^{-j}) - \gamma_j = \lambda_j$ .

Next start with (8.3). It says that  $\lambda_0, \dots, \lambda_4$  exist such that  $0 < \lambda_0 < 1, \dots, 0 < \lambda_4 < 1, \sum (k_j - \lambda_j - \gamma_j) = 0, \sum (k_j - \lambda_j - \gamma_j) \zeta^{2j} = 0$ . The argument used in the proof of Theorem 7.1 shows that  $z$  exists such that  $k_j - \lambda_j - \gamma_j = \text{Re}(z\zeta^{-j})$  for all  $j$ . This proves (8.1).

Theorem 8.1 makes it easy to see whether a point  $k_0 + \dots + k_4 \zeta^4$  is a vertex of the AR-pattern. But we can also study the question which of the neighbors of the point still satisfy (8.3) (the term "neighbors" is used for the points we get by addition of  $\pm 1, \pm \zeta, \pm \zeta^2, \pm \zeta^3, \pm \zeta^4$ , or, what is the same thing, increasing or decreasing just one of the  $k_j$  by 1. In this manner we can find the type (in the sense of figure 7) of the vertex. Setting  $\sum (k_j - \gamma_j) \zeta^{2j} = \theta_k$ , the result is as

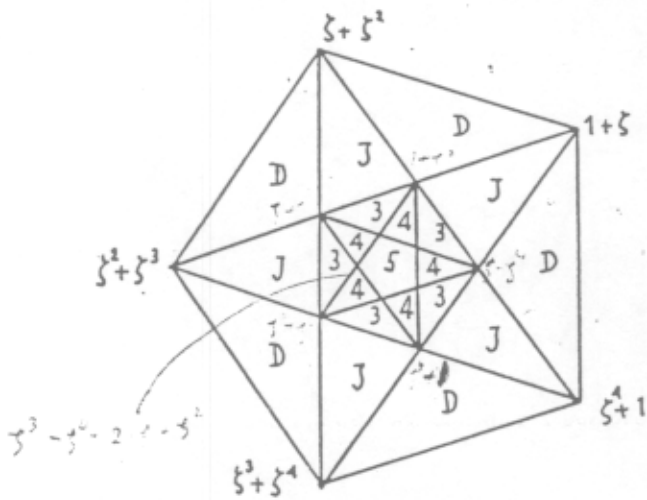


Fig. 9. The pentagon  $V_2$ .

follows. If  $k_0 + \dots + k_4$  (the index) equals 1 and if  $\theta_k$  lies in one of the regions marked by  $S$  in figure 8, then the point  $k_0 + k_1 + \dots + k_4 \zeta^k$  of the AR-pattern has the type  $S$ , and similarly for  $K$  and  $Q$ . Actually, there are five different orientations for  $Q$  (and five others if the index is 4), corresponding to the 5 regions marked  $Q$ . If the index  $k_0 + \dots + k_4$  equals 2 we get the types as indicated in figure 9 (the picture uses the symbols 3, 4, 5 instead of  $S_3, S_4, S_5$ ).

For the index values 3 and 4 we get the same conclusions as for 2 and 1, if we only replace  $\theta_k$  by  $-\theta_k$ .

Without proof we mention that the regularity of the pentagrid guarantees that  $\theta_k$  never falls on a boundary line where two types meet (e.g. not on the sides or diagonals of figure 8). However, the points  $\theta_k$  that might be considered to arise from singular pentagrids are not just points on such diagonals: they are everywhere dense in the pentagons.

At the end of Section 7 we projected certain points  $(k_0, \dots, k_4)$  into the plane (7.1)–(7.3). If we project them on a 3-space orthogonal to that plane, we get four pentagons (in four parallel planes, corresponding to index values 1, 2, 3, 4) each filled everywhere densely with the projections of these points. The first two pentagons are, apart from a similarity transform, just those of figures 8 and 9.

*To be continued*

**Algebraic theory of Penrose's non-periodic tilings of the plane. II**

by N.G. de Bruijn

*Department of Mathematics, Eindhoven University of Technology, P.O. Box 513,  
5600 MB Eindhoven, the Netherlands*

Dedicated to G. Pólya

Communicated at the meeting of October 26, 1980

9. NEW PARAMETERS FOR PENTAGRIDS

The vector  $(\gamma_0, \dots, \gamma_4)$  with zero sum is determined by four real independent variables (e.g.  $\gamma_1, \dots, \gamma_4$ ). It will have some advantages to pass from these to two complex parameters given by

$$(9.1) \quad \xi = \sum_j \gamma_j \zeta^{2j}, \quad \eta = \sum_j \gamma_j \zeta^j$$

with the converse

$$(9.2) \quad \gamma_j = \frac{2}{3} \operatorname{Re}(\xi \zeta^{-2j} + \eta \zeta^{-j}).$$

The AR-pattern associated with  $\gamma_0, \dots, \gamma_4$  in the regular case depends on  $\xi$  only. One way to see this is to put (7.2) and (7.3) in the form  $\sum_j x_j \zeta^{2j} = \xi$ , another way is to write (8.3) as  $(\sum k_j, \sum k_j \zeta^{2j} - \xi) \in V$ . A more direct way is to evaluate  $K_0(z), \dots, K_4(z)$  where  $z$  is solved from (4.4). In the evaluation of  $K_\lambda(z)$  we get determinants like

$$(9.3) \quad \begin{vmatrix} \gamma_h & \gamma_r & \gamma_s \\ \zeta^h & \zeta^r & \zeta^s \\ \zeta^{-h} & \zeta^{-r} & \zeta^{-s} \end{vmatrix}.$$

These can be simplified by remarking that

$$5\gamma_j = \xi \zeta^{-2j} + \xi \zeta^{2j} + \eta \zeta^{-j} + \bar{\eta} \zeta^j,$$

and in the evaluation of (9.3) the contributions of  $\eta$  and  $\bar{\eta}$  are cancelled by means of row subtractions.

Two pentagrids are called *shift-equivalent* if they can be obtained from each other by a parallel shift. The pentagrids determined by  $\gamma_0, \dots, \gamma_4$  and  $\gamma_0^*, \dots, \gamma_4^*$ , respectively (both with zero sum) are equivalent if and only if there exists  $z_0 \in \mathbb{C}$  with

$$(9.4) \quad \operatorname{Re}(z_0 \zeta^{-j}) + \gamma_j - \gamma_j^* \in \mathbb{Z} \quad (j=0, \dots, 4).$$

We form  $\zeta, \eta$  from  $\gamma_0, \dots, \gamma_4$  by (9.1), and similarly  $\zeta^*, \eta^*$  from  $\gamma_0^*, \dots, \gamma_4^*$ . Now shift equivalence can be seen to depend on  $\xi$  and  $\xi^*$  only:

**THEOREM 9.1.** The two pentagrids are shift-equivalent if and only if  $\xi - \xi^* \in P$  (this  $P$  is the ideal defined at the end of Section 1).

**PROOF.** (i) If (9.4) holds, we put  $m_j = \operatorname{Re}(z_0 \zeta^{-j}) + \gamma_j - \gamma_j^*$ . Then  $m_j \in \mathbb{Z}$ ,  $\sum m_j = 0$ , whence  $\sum m_j \zeta^{2j} \in P$ . And  $\sum m_j \zeta^{2j} = \xi - \xi^*$ .

(ii) If  $\xi - \xi^* \in P$  we have  $\xi - \xi^* = \sum m_j \zeta^{2j}$  with  $\sum m_j = 0$ . Hence the vector  $(\gamma_0 - \gamma_0^* - m_0, \dots, \gamma_4 - \gamma_4^* - m_4)$  is orthogonal to  $(1, 1, 1, 1, 1)$ ,  $(1, \zeta^2, \zeta^4, \zeta^6, \zeta^8)$ ,  $(1, \zeta^{-2}, \zeta^{-4}, \zeta^{-6}, \zeta^{-8})$ , whence it is a linear combination of  $(1, \zeta, \zeta^2, \zeta^3, \zeta^4)$  and  $(1, \zeta^{-1}, \zeta^{-2}, \zeta^{-3}, \zeta^{-4})$ . This leads to (9.4).

It is sometimes attractive to pass from the complex parameter  $\xi$  to two real parameters  $u$  and  $v$ , related to  $\xi$  by

$$(9.5) \quad \xi = (1 - \zeta^2)u + (1 - \zeta^3)v.$$

The condition  $\xi - \xi^* \in P$  becomes

$$(9.6) \quad u - u^* \in J, \quad v - v^* \in J$$

where  $J$  is the set of all reals of the form  $m + n(\zeta + \zeta^{-1})$  with  $m \in \mathbb{Z}$ ,  $n \in \mathbb{Z}$ .

Note that

$$(9.7) \quad (\gamma_0, \dots, \gamma_4) = (u + v, u, 0, 0, v)$$

gives one of the  $\gamma$ -vectors that lead to  $\xi$  by (9.1).

As to AR-patterns associated with pentagrids, we have to restrict ourselves, at least for the time being, to regular cases.

**THEOREM 9.2.** If the pentagrids determined by  $(\xi, \eta)$  and  $(\xi^*, \eta^*)$  are regular, they produce the same AR-pattern if and only if  $\xi = \xi^*$ . Their AR-patterns are shift-equivalent if and only if  $\xi - \xi^* \in P$ .

**PROOF.** If  $\xi - \xi^* \in P$  we have, by the second part of the proof of Theorem 9.1,  $\gamma_j - \gamma_j^* - m_j = \operatorname{Re}(z_0 \zeta^{-j})$  for some  $z_0 \in \mathbb{C}$ . A shift by  $z_0$  in the  $z$ -plane has no influence at all on the AR-pattern, the  $m_j$ 's shift the AR-pattern by an element of  $P$  (see the end of Section 5). So if  $\xi - \xi^* \in P$  the AR-patterns are shift-equivalent, if  $\xi = \xi^*$  they are equal.

If  $(\xi, \eta)$  and  $(\xi^*, \eta^*)$  produce the same AR-pattern, we have  $\xi = \xi^*$ . For if  $\xi \neq \xi^*$  we would get a contradiction by Theorem 8.1, taking  $k_j \in \mathbb{Z}$  such that

$$(\sum k_j, \sum k_j \zeta^{2j} - \xi) \in V, \quad (\sum k_j, \sum k_j \zeta^{2j} - \xi^*) \notin V,$$

since the numbers  $\sum k_j \zeta^{2j}$  lie dense in  $\mathbb{C}$ , even with prescribed  $\sum k_j$ .



Next assume the AR-patterns to be shift-equivalent. Since all vertices are in  $Z[\zeta]$ , the shift vector (i.e. the vector that has to be added to the points of the  $(\xi, \eta)$ -pattern in order to get the  $(\xi^*, \eta^*)$ -pattern) has the form  $\sum n_j \zeta^j$  with  $n_j \in \mathbb{Z}$ . Since for both AR-patterns the index  $\sum k_j$  is always in the set  $\{1, 2, 3, 4\}$ , and since each of these four possibilities occurs at least once (this is trivial from (8.3)), we have  $\sum n_j = 0 \pmod{5}$ . Hence  $\sum n_j \zeta^j = \sum m_j \zeta^j$ , with  $\sum m_j = 0$ . So if we take  $\gamma_j^* = \gamma_j - m_j$  (whence  $\xi^{**} - \xi^* \in P$ ), the  $(\xi^{**}, \eta^{**})$ -pattern coincides with the  $(\xi, \eta)$ -pattern. By what we proved before, we have  $\xi = \xi^{**}$ , and so  $\xi - \xi^* \in P$ .

#### 10. TRANSFORMATIONS

Here we shall systematically consider some transformations of the parameter vectors  $(\gamma_0, \dots, \gamma_4)$  (always with zero sum), and their effect on  $\xi, u, v$  (the parameters of Section 9) as well as on the point sets  $G$  and  $U$ . Here  $G$  stands for the pentagrid, considered as a point set in the complex plane, and

$$(10.1) \quad U = \{ \sum_j K_j(z) \zeta^j \mid z \in \mathbb{C} \}$$

where  $K_j(z)$  is given by (4.4). In the case that the pentagrid is regular,  $U$  is the set of rhombus vertices of the corresponding AR-pattern.

We use the obvious notations for transformed sets in the complex plane:  $G - z_0$  stands for  $\{z - z_0 \mid z \in G\}$ ,  $\bar{G} = \{z \mid z \in G\}$ , etc.

(i) Taking any  $z_0 \in \mathbb{C}$  we pass from the vector  $\gamma$  to the vector  $\gamma^*$  by

$$\gamma_j^* = \gamma_j + \operatorname{Re}(z_0 \zeta^{-j}) \quad (j=0, \dots, 4).$$

Now  $\xi^* = \xi, u^* = u, v^* = v, G^* = G - z_0, U^* = U$ .

(ii) Taking integers  $n_0, \dots, n_4$  with  $n_0 + \dots + n_4 = 0$  we define  $\gamma^*$  by

$$\gamma_j^* = \gamma_j + n_j \quad (j=0, \dots, 4).$$

Now  $\xi^* = \xi + \sum n_j \zeta^{2j}, u^* = u - (n_1 + n_2) + n_4(\zeta + \zeta^4), v^* = v - (n_3 + n_4) + n_4(\zeta + \zeta^4), G^* = G, U^* = U + \sum n_j \zeta^j$ .

(iii) If we pass from  $\gamma$  to  $\gamma^*$  by  $\gamma_j^* = \gamma_{5-j}$  ( $j=0, \dots, 4$ ) we get  $\xi^* = \bar{\xi}, u^* = v, v^* = u, G^* = \bar{G}, U^* = \bar{U}$ .

(iv) If we take  $\gamma_j^* = -\gamma_j$  ( $j=0, \dots, 4$ ) then  $\xi^* = -\xi, u^* = -u, v^* = -v, G^* = -G, U^* = -U$ .

(v) The cyclic transform  $\gamma_0^* = \gamma_1, \gamma_1^* = \gamma_2, \gamma_2^* = \gamma_3, \gamma_3^* = \gamma_4, \gamma_4^* = \gamma_0$  is connected with rotation:  $\xi^* = \zeta^{-2}\xi, G^* = \zeta^{-1}G, U^* = \zeta^{-1}U$ . The formulas for  $u$  and  $v$  are slightly less convenient:  $u^* = v, v^* = -u + (\zeta^2 + \zeta^3)v$ .

#### 11. SINGULAR PENTAGRIDS

The question whether a pentagrid, defined by reals  $\gamma_0, \dots, \gamma_4$  with  $\gamma_0 + \dots + \gamma_4 = 0$ , is singular, can be answered by means of the complex parameter  $\xi$  of (9.1).

**THEOREM 11.1.** A pentagrid is singular if and only if its parameter  $\xi$  has one of the forms

$$(11.1) \quad iu + \alpha, \quad i\zeta u + \alpha, \quad i\zeta^2 u + \alpha, \quad i\zeta^3 u + \alpha, \quad i\zeta^4 u + \alpha$$

with  $u \in \mathbb{R}, \alpha \in P$  (for  $P$  see Section 1).

PROOF. Assume the pentagrid to be singular, so somewhere it has three lines through a single point. If there are more than three lines through that point, we just select three of them. The directions are taken from  $\{i, i\zeta, i\zeta^2, i\zeta^3, i\zeta^4\}$  and hence one of the three lines is a line of symmetry for the pair formed by the other two. By shift and rotation (cases (i) and (v) of Section 10) the point becomes 0 and the line of symmetry the imaginary axis. This means that  $\gamma_0, \gamma_1, \gamma_4$  are integers or that  $\gamma_0, \gamma_2, \gamma_3$  are integers (or both). Applying transformation (ii) of Section 10 we get to  $\gamma_0 = \gamma_2 = \gamma_3 = 0, \gamma_4 = -\gamma_1$  or to  $\gamma_0 = \gamma_1 = \gamma_4 = 0, \gamma_2 = -\gamma_3$ . In both cases  $\xi$  is purely imaginary. Using what we know about the behavior of  $\xi$  under the transformations, we find that, for some  $j \in \{0, \dots, 4\}$ ,  $\xi\zeta^{-j}$  is congruent mod  $P$  to a purely imaginary number.

The if-part of the theorem can be proved in the same way.

The cases where  $\xi \in P$  are *exceptionally singular* in the sense that there is a point that lies on 5 lines. By a shift we get to the grid given by  $\gamma_0 = \dots = \gamma_4 = 0$ .

If  $\xi$  has simultaneously two of the forms (11.1), i.e., if  $\xi = iu_1\zeta^j + \alpha_1 = iu_2\zeta^k + \alpha_2$ , with  $u_1, u_2 \in \mathbb{R}, \alpha_1, \alpha_2 \in P, 0 \leq j < k \leq 4$ , then we have the exceptionally singular case  $\xi \in P$ . We can show this by proving that if  $i(a\zeta^j - b\zeta^k) \in P, a \in \mathbb{R}, b \in \mathbb{R}$  then  $ia\zeta^j \in P, ib\zeta^k \in P$ . We shall treat a typical case:  $j=0, k=1$ . We have  $i(a - b\zeta) = \sum n_j \zeta^j$ . Taking complex conjugates, we get two linear equations for  $a$  and  $b$ , so  $a$  and  $b$  can be expressed in terms of the  $n$ 's. Using  $\sum n_j = 0$ , one finds  $ia = n_1(\zeta - \zeta^4) + (n_0 + n_2)(\zeta^2 - \zeta^3), ib = n_0(\zeta - \zeta^4) + (n_1 + n_4)(\zeta^2 - \zeta^3)$ , and these values belong to  $P$ .

If in a pentagrid three lines pass through a point then one of the lines, namely the one that bisects the angle between the other two, contains infinitely many points of threefold intersection, and no twofold intersection points. Let us call it a *singular line* of the grid. We can study this by transforming to one of the cases  $\gamma_0 = \gamma_1 = \gamma_4 = 0, \gamma_2 = \gamma_3 = 0$ . The singular line has become the imaginary axis, and it is a line of symmetry for the whole pentagrid. In the exceptionally singular case there are five such lines with points of threefold intersection, and these five lines pass through a single point with 10-fold symmetry. Apart from shifts there is only one such pentagrid, namely the one given by  $\xi = 0$ .

## 12. AR-PATTERNS ASSOCIATED WITH SINGULAR PENTAGRIDS

We consider a singular pentagrid with parameters  $\gamma_0^{(0)}, \dots, \gamma_4^{(0)}$ , with zero sum. We want to know what happens to the singular line if the parameters are varied a little. That is, we consider a perturbed grid with parameters  $\gamma_0, \dots, \gamma_4$ , also with zero sum.

Let us use the term  $j$ -line for all lines of the form  $\text{Re}(z\zeta^{-j}) = \text{constant}$ . Let us assume that the imaginary axis is a 0-line of the unperturbed grid and that some 1-line and some 4-line of that grid intersect on this 0-line. It follows that this 0-line is an axis of symmetry and that the other lines of the grid are arranged in pairs which intersect each other on that axis. These pairs consist either of a 1-line and a 4-line or of a 2-line and a 3-line.

Without loss of generality we assume  $\gamma_0^{(0)} = \gamma_1^{(0)} + \gamma_4^{(0)} = \gamma_2^{(0)} + \gamma_3^{(0)} = 0$ .

Consider a pair of a 1-line and a 4-line intersecting on the singular line. In the perturbed situation, the intersection can be shown to lie on the left of the perturbed 0-line if  $\gamma_0 + (\gamma_1 + \gamma_4)(\zeta^2 + \zeta^3)$  is negative, and on the right if that expression is positive. For an intersection of a two-line and a 3-line we get the same answer, but now with  $\gamma_0 + (\gamma_2 + \gamma_3)(\zeta + \zeta^4)$ . The two expressions have the same sign, however, since

$$(\zeta + \zeta^4)(\gamma_0 + (\gamma_1 + \gamma_4)(\zeta^2 + \zeta^3)) + (\zeta^2 + \zeta^3)(\gamma_0 + (\gamma_2 + \gamma_3)(\zeta + \zeta^4)) = 0.$$

Moreover, that sign is the same as the sign of the real part of  $\xi$  (see (9.1)), since (cf. (9.2)).

$$\operatorname{Re} \xi = (1 - \frac{1}{2}(\zeta + \zeta^4))(\gamma_0 + (\gamma_1 + \gamma_4)(\zeta^2 + \zeta^3)).$$

We conclude that if the perturbation moves  $\xi$  to the left (note that  $\operatorname{Re} \xi^{(0)} = 0$ ), then we get the situation depicted in figure 10: the intersections of 1-lines and 4-lines and the intersections of 2-lines and 3-lines, which were lying on the 0-line, all appear on the left of that line in the perturbed situation. Similarly we get the situation shown in figure 11 if  $\xi$  moves to the right. Hence, we can consider the singular pentagrid as the limit of a sequence of regular pentagrid in two ways, and the corresponding AR-patterns have two different limits.



Fig. 10.  $\xi$  approaching from the left.



Fig. 11.  $\xi$  approaching from the right.

In Section 5 we defined the rhombus patterns of regular pentagrids, but in a singular pentagrid we can still associate a point  $\sum K_j(z)\zeta^j$  (with  $K_j$  defined by (4.4)) to each mesh, and we can connect these points  $\sum K_j(z)\zeta^j$  in a way corresponding to the edges of the meshes. Only, we do not get just rhombuses, but also hexagons (corresponding to threefold intersections), and possibly a regular decagon (corresponding to the fivefold intersection in the exceptionally singular case).

For the time being we shall consider pentagrids which are singular but not exceptionally singular.

There are two kinds of hexagons, which we shall call  $D$ -hexagons and  $Q$ -hexagons, respectively. In the case that the singular line is a 0-line, the  $D$ -hexagons are obtained from intersections with 1-lines and 4-lines, the  $Q$ -hexagons from intersections with 2-lines and 3-lines. If we modify the pentagrids by moving  $\xi$  to the left (figure 10) the  $D$ -hexagons and  $Q$ -hexagons are filled as in figure 12, if we move  $\xi$  to the right (figure 11) we get the pictures of figure 13. (The names  $D$  and  $Q$  are chosen according to the type of the point

inside, which can be a deuce or a queen.) This way we see how the rhombus-hexagon pattern (belonging to the singular pentagrid) can be filled in two ways to form an AR-pattern. One of them is obtained by taking the limit of the AR-pattern of the perturbed pentagrid with  $\xi$  tending to its limit from the left. The other one is obtained if  $\xi$  approaches from the right.

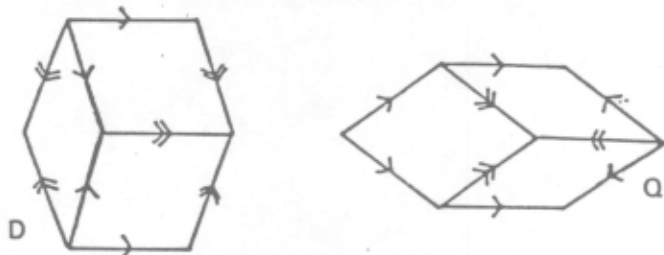


Fig. 12. Hexagons corresponding to figure 10.

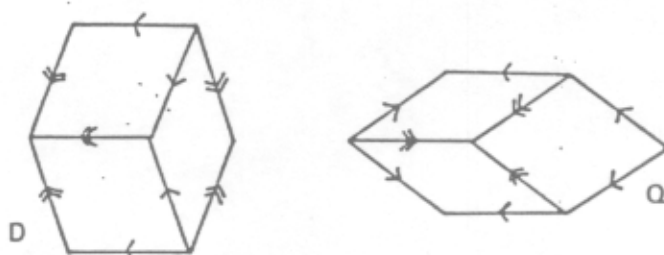


Fig. 13. Hexagons corresponding to figure 11.

The two AR-patterns produced by our singular pentagrid (with vertical singular line) are mirror twins. In the middle they have an infinite vertical chain of  $D$ 's and  $Q$ 's, either all as in figure 12, or all as in figure 13. In Section 17 we shall discuss the question of what the sequence of  $D$ 's and  $Q$ 's can be.

Apart from the chain of  $D$ 's and  $Q$ 's, the AR-patterns are symmetric with respect to the vertical line.

For the exceptionally singular pentagrid ( $\xi = 0$ , say) the above discussion is not entirely valid. The figures formed by small variations of the five lines through the fivefold point are not of the type suggested in figures 10 and 11. What happens is determined by which one of the 10 angles formed by the lines  $\text{Re}(z\zeta^{-j}) = 0$  contains  $\xi$ . This means that there are 10 different ways to approach  $\xi = 0$ , and these 10 are obtained from each other by rotation. A typical case of the situation around the point  $z = 0$  in a perturbed pentagrid is given in figure 14, and figure 15 shows the decagon filling corresponding to it. From figure 14 it can be derived what happens with the threefold points on the singular lines. E.g., since the 1-line and the 4-line intersect on the left of the 0-line, we have the situation of figure 10 for all threefold points along that 0-line. This is also clear from the rhombus pattern. On each side of the decagon of figure 14 there grows an infinite chain of  $D$ - and  $Q$ -hexagons, and whether these are filled according

to figure 12 or to figure 13 depends on the direction of the arrow on the side of the decagon.

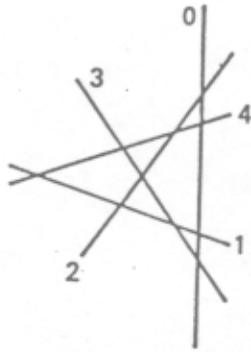


Fig. 14. Five lines which almost pass through a point.

Altogether, to the exceptionally singular pentagrid there correspond 10 different AR-patterns. All these are congruent. Each one has just one axis of symmetry (orthogonal to one of the grid lines).

If we pass from AR-patterns to kites and darts, sequences of  $D$ 's and  $Q$ 's turn into sequences of what were called in [2] long and short bow ties. It is not hard to prove there is at most one  $Q$  between consecutive  $D$ 's, whence the sequence can be broken up into pieces  $(\frac{1}{2}D, Q, \frac{1}{2}D)$  and  $(\frac{1}{2}D, \frac{1}{2}D)$ . These pieces correspond to long and short bow ties, respectively.

The essentially unique kite-and-dart pattern belonging to the exceptionally singular pentagrids was described in [2] and called the *cartwheel*.

### 13. SYMMETRIES OF PENTAGRIDS

Here we shall investigate symmetries of pentagrids irrespective of whether they are regular or not. Symmetries of regular pentagrids carry over at once to the corresponding AR-patterns (and therefore to the kite-and-dart patterns).

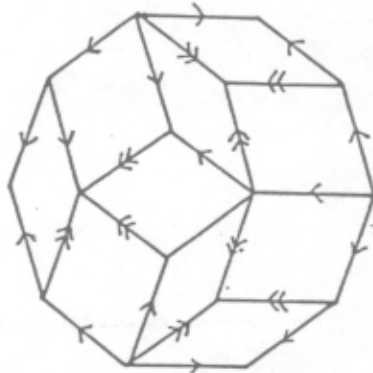


Fig. 15. The rhombus pattern corresponding to the skeleton shown in figure 14.



For singular pentagrids, however, the constructions of Section 12 may distort the symmetry.

The symmetries we have to consider are (with the notation of Section 10) of the kind where some rotation turns  $G$  into something that is either shift-equivalent to  $G$  or to  $\bar{G}$ . That means either (cf. Theorem 9.1)

$$(13.1) \quad \xi - (-1)^h \zeta^{2j} \xi \in P$$

with  $h=0$  or  $1$ ,  $j=0, 1, 2, 3, 4$  ( $h=j=0$  excluded) or

$$(13.2) \quad \xi - (-1)^h \zeta^{2j} \bar{\xi} \in P$$

with  $h=0$  or  $1$ ,  $j=0, 1, 2, 3, 4$ . From every class of mutually congruent pentagrids it will suffice to indicate just one element.

We first consider (13.1) with  $j \neq 0$ . In  $\mathbb{Z}[\zeta]$  the factor  $1 - (-1)^h \zeta^{2j}$  divides  $1 - \zeta^{4j}$  and therefore  $1 - \zeta$ , so (13.1) implies  $(1 - \zeta)\xi \in P$ . Since  $P$  consists of all  $(1 - \zeta)\theta$  with  $\theta \in \mathbb{Z}[\zeta]$ , we infer  $(1 - \zeta)(\xi - \theta) = 0$  for some  $\theta$ , whence  $\xi \in \mathbb{Z}[\zeta]$ . Every element of  $\mathbb{Z}[\zeta]$  is congruent to  $0, \pm 1, \pm 2 \pmod{P}$ . The cases with  $1$  and  $-1$  produce congruent pentagrids (passage from  $G$  to  $-G$ ), and so do  $2$  and  $-2$ . So we only have to consider  $\xi=0, 1$  and  $2$ . We know that  $\xi=0$  is the exceptionally singular case (Section 12), but  $\xi=1$  and  $\xi=2$  are regular. Passing from AR-patterns to kite and darts,  $\xi=1$  and  $\xi=2$  correspond to the "infinite star" pattern and the "infinite sun" pattern (see [2]), respectively.

The case of (13.1) with  $h=1, j=0$ , i.e., the relation  $2\xi \in P$ , gives  $\xi = \frac{1}{2} \sum n_j \zeta^j$  with  $n_j \in \mathbb{Z}$ ,  $\sum n_j = 0$ . Hence zero or two or four of the  $n_j$  are odd. If all  $n_j$  are even then  $\xi \in P$ , i.e., the pentagrid is congruent to the one with  $\xi=0$ . If four of the  $n_i$  are odd,  $n_1, \dots, n_4$ , say, we write  $(n_0, \dots, n_4) = 2(m_0, \dots, m_4) + (4, -1, -1, -1, -1)$ , and we get  $\xi = 5/2$ . By rotation we get the five cases  $\xi = 5\zeta^j/2$ . The vectors with  $n_2, n_3$  odd,  $n_0, n_1, n_4$  even, give  $\xi$ 's with  $\xi \equiv \frac{1}{2}\zeta^2 - \frac{1}{2}\zeta^3 \pmod{P}$ , since  $\frac{1}{2}n_0, \frac{1}{2}n_1, \frac{1}{2}(n_2-1), \frac{1}{2}(n_3+1), \frac{1}{2}n_4$  have zero sum. The cases with  $n_1, n_4$  odd,  $n_0, n_2, n_3$  even, produce  $\xi \equiv \frac{1}{2}(\zeta - \zeta^4) \pmod{P}$ . The further cases are reduced to these by rotation.

The three values  $5/2, \frac{1}{2}\zeta^2 - \frac{1}{2}\zeta^3, \frac{1}{2}\zeta - \frac{1}{2}\zeta^4$  give essentially different cases. All three are singular, since  $\zeta^2 - \zeta^3$  and  $\zeta - \zeta^4$  are purely imaginary, and  $5/2$  is congruent to the sum of the two others.

We now turn to (13.2), and we first remark that  $\xi \equiv \bar{\xi} \pmod{P}$  if and only if  $\xi \in P + \mathbb{R}$  (if  $\xi - \bar{\xi} = \sum n_j \zeta^j$  with  $n_j \in \mathbb{Z}$ ,  $\sum n_j = 0$ , we easily derive  $n_0 = 0, n_1 = -n_4, n_2 = -n_3$ , whence  $\xi + n_1(1 - \zeta) + n_2(1 - \zeta^2) \in \mathbb{R}$ ). Similarly, we have  $\xi \equiv -\bar{\xi} \pmod{P}$  if and only if  $\xi \in P + i\mathbb{R}$  (if  $\xi + \bar{\xi} = \sum n_j \zeta^j$  with  $n_j \in \mathbb{Z}$ ,  $\sum n_j = 0$ , we derive  $n_1 = n_4, n_2 = n_3, n_0 = -2n_1 - 2n_2$ , whence  $\xi + n_1(1 - \zeta) + n_2(1 - \zeta^2) \in i\mathbb{R}$ ).

If (13.2) holds, we put  $\xi_1 = \xi \zeta^{-j}$  and we get  $\xi_1 = (-1)^h \bar{\xi}_1$ . It follows that  $\xi_1 \in i^h \mathbb{R} + P$ , whence  $\xi \in i^h \zeta^j \mathbb{R} + P$ .

The cases with  $\xi \in i^h \zeta^j \mathbb{R} + P$  are all singular (Section 11). The cases with  $\xi \in \mathbb{R} + P$  are not necessarily singular. We investigate the cases with  $\xi \in \mathbb{R} + P$  (the others are obtained by rotation). Assume that such a  $\xi$  is singular, so also  $\xi \in i^h \zeta^j \mathbb{R} + P$ . If  $j=1, 2, 3, 4$  this leads to  $\xi \in P$  only. This can be shown by calculation, but also geometrically: if there are two non-parallel axes of

symmetry then there is a point of ten-fold symmetry. We finally consider  $\xi \in i\mathbb{R} + P$ . Since also  $\xi \in \mathbb{R} + P$ , we have  $\xi = a_1 + p_1 = ia_2 + p_2$  with  $a_1, a_2 \in \mathbb{R}$ ,  $p_1, p_2 \in P$ . We deduce  $a_2 = \text{Im}(p_1 - p_2)$ . Therefore  $\xi$  has modulo  $P$  the form  $\frac{1}{2}m(\xi - \xi^4) + \frac{1}{2}n(\xi^2 - \xi^3)$ , whence  $2\xi \equiv 0 \pmod{P}$ . The only essentially different cases are  $0$ ,  $\frac{1}{2}(\xi - \xi^4)$ ,  $\frac{1}{2}(\xi^2 - \xi^3)$  and these were all mentioned before.

Summarizing, we have the following essentially different cases of symmetry:

$$\xi = 0, \quad \xi = 1, \quad \xi = 2, \quad \xi = 5/2, \quad \xi = \frac{1}{2}(\xi^2 - \xi^3),$$

$$\xi = \frac{1}{2}(\xi - \xi^4), \quad \xi \in \mathbb{R}, \quad \xi \in i\mathbb{R},$$

apart from the fact that the latter two can be equivalent to one of the others in exceptional cases.

#### 14. DEFLATION AND INFLATION

A decisive point in the construction of kite-and-dart patterns is the operation of deflation and its inverse, inflation. By an ingenious subdivision rule for the separate kites and darts, a kite-and-dart pattern is turned into a new one, where the pieces have a smaller size,  $-\frac{1}{2} + \frac{1}{2}\sqrt{5}$  times the original one. It is called the *deflation* of the old one. The construction can already be applied to a finite set of kites and darts that covers just a part of the plane. Conversely, if we have a tiling of the entire plane with kites and darts, it can be shown to be the deflation of a uniquely defined kite-and-dart pattern with bigger pieces,  $\frac{1}{2} + \frac{1}{2}\sqrt{5}$  times the size of the old one. That pattern is called the *inflation* of the old one. We do not present details (which can be found in [2]) since deflation and inflation have their equivalents for AR-patterns, and it is for those that we shall give a full description. In figure 16 we depict the thick rhombus and its deflation. In figure 17 we show the same thing for the thin rhombus. It is quite easy to check that the AR-pattern turns into a new one with smaller pieces.

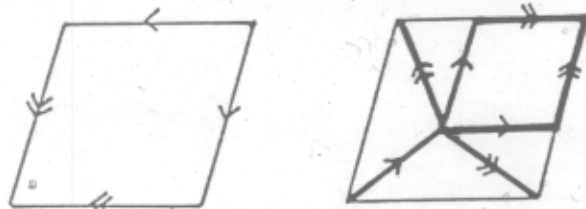


Fig. 16. Deflation of the thick rhombus.

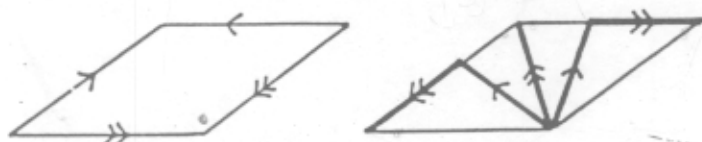


Fig. 17. Deflation of the thin rhombus.

It is interesting to note what happens to the types (cf. figure 7) of the vertices. Let us call the original pattern  $\phi$ , and the deflated pattern (with smaller pieces)

$\psi$ . Every  $J$  of  $\phi$  becomes a  $K$  in  $\psi$ . We denote this fact by  $J_\phi \rightarrow K_\psi$ . Similarly we have  $D_\phi \rightarrow Q_\psi$ ,  $K_\phi \rightarrow S4_\psi$ ,  $Q_\phi \rightarrow S3_\psi$ ,  $S3_\phi \rightarrow S_\psi$ ,  $S4_\phi \rightarrow S_\psi$ ,  $S5_\phi \rightarrow S_\psi$ ,  $S_\phi \rightarrow S5_\psi$ . No vertex of  $\phi$  turns into a  $J_\psi$ , but a  $J_\psi$  stems from a point in the interior of a thick rhombus. And  $D_\psi$ 's arise from points on red arrows of  $\phi$ . Actually every thick rhombus produces one  $J_\psi$ , and every red arrow one  $D_\psi$ .

It is now easy to describe the inflation  $\chi$  of an AR-pattern  $\phi$ . Just omit all  $J_\phi$ 's and  $D_\phi$ 's; the remaining vertices are the vertices of  $\chi$ . We connect two vertices of  $\chi$  if their distance is  $\frac{1}{2} + \frac{1}{2}\sqrt{5}$  times the edge-length in  $\phi$ . If such a connection passes through a  $D_\phi$  it is coloured red, otherwise green. We can now orient the arrows such as to get the proper orientation in the thick and thin rhombuses.

Thus far we studied general AR-patterns in this section, but we now turn our attention to patterns generated by pentagrids. If  $\phi$  is the AR-pattern generated by a regular pentagrid with parameters  $\gamma_0, \dots, \gamma_4$ , then its inflation  $\chi$  admits a very simple description. We form  $\delta_0, \dots, \delta_4$  by

$$(14.1) \quad \delta_j = \gamma_{j+1} + \gamma_{j-1} \quad (j=0, \dots, 4)$$

(where  $\gamma_5 = \gamma_0$ ,  $\gamma_{-1} = \gamma_4$ ). Note the converse  $\gamma_j = \delta_{j-1} + \delta_j + \delta_{j+1}$ . And note what happens to the parameter  $\zeta$ :

$$\sum_j \delta_j \zeta^{2j} = -p \sum_j \gamma_j \zeta^{2j}$$

where  $p = -(\zeta^2 + \zeta^{-2}) = \frac{1}{2} + \frac{1}{2}\sqrt{5}$  (see (1.1)).

We claim that the inflation  $\chi$  of  $\phi$  satisfies  $\chi = p\phi_\delta$ , if  $\phi_\delta$  is the AR-pattern generated by the pentagrid with parameters  $\delta_0, \dots, \delta_4$ , and  $p\phi_\delta$  is the pattern obtained from the points and lines of  $\phi_\delta$  by multiplication with  $p$  (in the sense of multiplication in the complex plane).

A nice way to establish this result is provided by the pentagons of Section 8. Let  $V$  be the set (8.2). We define an injection  $H: V \rightarrow V$  by

$$H(h, z) = (3h \bmod 5, -z/p) \quad (h \in \{1, 2, 3, 4\}, z \in \mathbb{C}),$$

where  $3h \bmod 5$  stands for the  $h' \in \{1, 2, 3, 4\}$  with  $h' \equiv 3h \pmod{5}$ . From the fact that the types of the vertices can be derived from figures 8 and 9 it follows that  $V \setminus H(V)$  is just the set of  $J$ 's and  $D$ 's on levels 1 and 4.

As a further preparation we define the set  $W$  by

$$(14.2) \quad W = \{(k_0, \dots, k_4) \in \mathbb{Z}^5 \mid 1 \leq \sum k_j \leq 4\}$$

and the bijection  $\Phi: W \rightarrow W$  by  $\Phi(k) = m$ , with

$$m_j = k_{j-1} + k_j + k_{j+1} - c \quad (j=0, \dots, 4)$$

where  $k_{-1} = k_4$ ,  $k_5 = k_0$ , and  $c = 0, 1, 1, 2$  according to  $\sum k_j = 1, 2, 3, 4$ . If  $k \in W$  we have indeed  $m \in W$ , and  $\sum m_j \equiv 3 \sum k_j \pmod{5}$ . The inverse mapping is given by  $k_j = m_{j-1} + m_j - d$ , where  $d = 0, 0, 1, 1$  according to  $\sum m_j = 1, 2, 3, 4$ . We note that if  $m = \Phi(k)$  then

$$(14.3) \quad \sum_j m_j \zeta^j = p \sum_j k_j \zeta^j.$$

We now get back to the AR-patterns. If  $k \in W$  we have by Theorem 8.1 that  $\sum k_j \zeta^j$  is a vertex of  $\phi_\gamma$  if and only if  $f(\gamma, k) \in V$ , where

$$f(\gamma, k) = (\sum k_j, \sum (k_j - \gamma_j) \zeta^{2j}).$$

And  $\sum k_j \zeta^j$  is a vertex of  $\phi_\delta$  if and only if  $f(\delta, k) \in V$ .

It is easy to check that for all  $k \in W$

$$(14.4) \quad f(\gamma, \phi(k)) = H(f(\delta, k)).$$

If we delete from  $\phi_\gamma$  the  $J$ 's and  $D$ 's, the remaining vertices are the  $\sum k_j \zeta^j$  with  $k \in W$ ,  $f(\gamma, k) \in H(V)$ . Replacing  $k$  by  $m$  and then  $m$  by  $\phi(k)$ , we get (by (14.3)) the  $p \sum k_j \zeta^j$  with  $k \in W$ ,  $f(\gamma, \phi(k)) \in H(V)$ . The latter condition is equivalent to  $f(\delta, k) \in V$ . So if we delete the  $J$ 's and  $D$ 's from  $\phi$  we get  $\phi_\delta$ , and that is what was claimed.

REMARK. We mention how the  $\delta$ -pentagrid can be obtained from the  $\gamma$ -pentagrid. Take any intersection of a  $(j+1)$ -line and a  $(j-1)$ -line in the  $\gamma$ -pentagrid, and draw a  $j$ -line through the point we get if that intersection point is multiplied by  $p^{-1}$ . It easily follows from (4.1) that this is a  $j$ -line of the  $\delta$ -pentagrid, and that all  $j$ -lines of that grid are obtained in this way.

#### 15. ALL AR-PATTERNS ARE PRODUCED BY PENTAGRIDS

We shall use the results about inflation and deflation for showing that every AR\*-pattern is produced by a regular or a singular pentagrid, in the sense of Sections 5 and 12. We use the term *AR\*-pattern* for AR-patterns (with side length 1, as always) whose vertices all have the form  $\sum k_j \zeta^j$  with  $k \in W$  (see (14.2)). According to what we proved about the index in Section 6, every AR-pattern can be turned into an AR\*-pattern by rotation and shift, and then the index turns out to be equal to  $\sum k_j$ . And we know (Sections 5 and 12) that the patterns generated by regular or singular pentagrids are AR\*-patterns.

If  $\phi$  is an AR-pattern then its deflation has the form  $p^{-1}\phi^{(1)}$ , where  $p = \frac{1}{2} + \frac{1}{2}\sqrt{5}$ , and  $\phi^{(1)}$  is again an AR\*-pattern. This is easily derived by means of the following remarks: (i) we can establish by means of what we know about the index and its relation to the position of the red and green arrows, that the new points introduced in figures 16 and 17 (inside the thick rhombus and on the red arrows) are again in  $W$ , and (ii) we have  $pW = W$ .

Similarly, the inflation of  $\phi$  has the form  $p\phi^{(-1)}$ , where  $\phi^{(-1)}$  is again an AR\*-pattern.

We define  $\phi^{(2)}, \phi^{(3)}, \dots$  by  $\phi^{(n+1)} = (\phi^{(n)})^{(1)}$ , and similarly  $\phi^{(-2)}, \phi^{(-3)}, \dots$  by  $\phi^{(-n+1)} = (\phi^{(-n)})^{(1)}$ .

Consider two AR\*-patterns  $\phi$  and  $\psi$ . Assume that they have a vertex  $z_0$  in common, and that the set of neighbors of  $z_0$  in  $\phi$  is the same as in  $\psi$ . Denote by  $K$  the union of the closed interiors of the rhombuses of  $\phi$  and  $\psi$  that meet in  $z_0$ . It is easy to check that the deflations of  $\phi$  and  $\psi$  coincide at least inside  $K$ , and the same thing holds for the deflations of the deflations, etc. Therefore  $\phi^{(n)}$  and  $\psi^{(n)}$  coincide inside  $p^n K$ , for  $n = 1, 2, \dots$ .



It is now easy to show that for any  $R > 0$  and for any AR\*-pattern  $\phi$  there exists an AR\*-pattern  $\psi$  which is generated by a regular pentagrid, such that  $\phi$  and  $\psi$  coincide in the region given by  $|z| < R$ . Take  $n \in \mathbb{N}$  such that  $p^n \sin 36^\circ > 2R$  and consider  $\phi^{(-n)}$ . In  $\phi^{(-n)}$  the point 0 belongs to a closed rhombus. Let  $z_0$  be the vertex of that rhombus that is closest to 0 and again let  $K$  denote the union of the closed rhombuses meeting at  $z_0$ . The distance of 0 to the boundary of  $K_1$  is at least  $\frac{1}{2} \sin 36^\circ$ .

We can find a regular pentagrid that generates an AR\*-pattern  $\chi$  that coincides with  $\phi^{(-n)}$  as far as  $z_0$  and its neighbors are concerned. (This can be established by taking an arbitrary regular pentagrid, and verifying that all types of figure 7 occur at least once in its AR-pattern.) Therefore the  $n$ -th deflation of  $\phi^{(n)}$  and  $\chi$  coincide in a circle with center 0 and radius  $\frac{1}{2} \sin 36^\circ$ . According to Section 14, the  $n$ -th deflation has the form  $p^{-n}\psi$ , where  $\psi$  is also generated by a regular pentagrid. So  $\phi$  and  $\psi$  coincide inside the region given by  $|z| < \frac{1}{2} p^n \sin 36^\circ$  and therefore in  $|z| < R$ .

Now start from some AR\*-pattern  $\phi$ . Let  $\psi_1, \psi_2, \dots$  be AR\*-patterns arising from regular pentagrids and such that  $\psi_n$  coincide with  $\phi$  for all points in the circle with center 0 and radius  $n$ .

Let  $\gamma_{0n}, \dots, \gamma_{4n}$  be the parameters of the pentagrid producing  $\psi_n$ . Take a fixed vertex  $\sum k_j \zeta^j$  of  $\phi$ , with  $k \in W$ . For  $n$  sufficiently large it is a vertex of  $\psi_n$ , so  $z_n \in \mathbb{C}$  exists such that  $\lceil \operatorname{Re}(z_n \zeta^{-j}) + \gamma_{jn} \rceil = k_j$ . Replacing  $\gamma_{jn}$  by  $\operatorname{Re}(z_n \zeta^{-j}) + \gamma_{jn}$  we get the same AR\*-pattern (cf. Section 10(i)), and so we may assume that we had  $|\gamma_{jn}| \leq |k_j| + 1$  from the start. It follows that there is a subsequence  $(\gamma_{01}, \dots, \gamma_{41}), (\gamma_{02}, \dots, \gamma_{42}), \dots$  converging to some  $(\gamma_0, \dots, \gamma_4)$ . Obviously  $\gamma$  has zero sum too.

If  $\gamma$  produces a regular AR-pattern then it is easy to check that it coincides with  $\phi$ . If it produces a singular AR-pattern its pentagrid is the limit of a sequence of regular pentagrids, and we get one of the singular patterns corresponding to the singular pentagrid (cf. Section 12).

#### 16. QUASI-PERIODICITY OF AR-PATTERNS

Two of the most amazing things about kite-and-dart patterns are (see [2]): (i) none of these patterns is periodic, and (ii) if we have two patterns, then any portion of the first one can be found in the second one, just applying a parallel shift.

These things are quite easy to understand since we know that all AR-patterns are produced by pentagrids. Let us use as pentagrid parameters the  $\xi$  and  $\eta$  of Section 9. The  $\eta$  has no influence at all on the AR-patterns. According to the index properties ( $\sum k_j$  being 1, 2, 3 or 4, see Section 6) the only possible periods can be  $\sum n_j \zeta^j$  with  $n_j \in \mathbb{Z}$ ,  $\sum n_j = 0$ . By Section 10(ii) this means that we want to have  $\sum n_j \zeta^{2j} \neq 0$ ,  $\sum n_j \zeta^j = 0$ , and that is impossible.

If  $\phi_1$  and  $\phi_2$  are AR-patterns with parameters  $\xi_1, \xi_2$ , then  $\xi_2$  can be approximated with arbitrary precision by numbers congruent to  $\xi_1 \pmod{P}$  (since  $P$  is dense in  $\mathbb{C}$ ). From this we can derive the statement on finite portions of  $\phi_1$  which are repeated in  $\phi_2$ . Needless to say, the singular cases require some extra attention.



17. RELATION OF PENROSE PATTERNS TO SEQUENCES OF ZEROS AND ONES  
GENERATED BY SPECIAL REWRITING RULES

In a previous paper [1] we dealt with a kind of sequences which form a paradigm for the Penrose tilings. We took a doubly infinite sequence of zeros and ones (i.e., a mapping of  $\mathbb{Z}$  into  $\{0,1\}$ ). Its "deflation" is obtained by replacing each 0 by 10 and each 1 by 100. Not every sequence is the deflation of another one, but there exist sequences  $s$  which have inflations (in [1] the term "predecessor" was used) of all orders, by which we mean the following. The sequence  $s$  is the deflation of a sequence  $s^{(1)}$ , this  $s^{(1)}$  is the deflation of  $s^{(2)}$ , etc. In [1] Sections 8 and 9 it was shown that such sequences can be characterized by means of a procedure that in a two-dimensional square lattice mimics the things we have described in Section 7 of the present paper for a five-dimensional cubic lattice, with a similar rôle of deflation. The Penrose-Conway construction of arbitrary patterns by application of a sequence of shifts and deflations, starting with a single piece, has its direct analog in those sequences. Even the distinction between regular and singular cases occurs in the paradigm.

One thing is missing in the paradigm. The Penrose patterns are forced upon us by means of the rules for fitting the pieces together, but this does not seem to have an analog in the case of the sequences.

In [1] the rewriting rule  $1 \rightarrow 100$ ,  $0 \rightarrow 10$ , was a special case of a class of rewriting rules. The simplest case is  $1 \rightarrow 10$ ,  $0 \rightarrow 1$ , and this is related to the golden section. The sequences with inflations of all orders with respect to the rule  $1 \rightarrow 10$ ,  $0 \rightarrow 1$  are actually present in our singular AR-patterns. Consider the singular pentagrids with an infinite chain of  $D$ 's and  $Q$ 's as in Section 12. For convenience we write the  $D$ 's and  $Q$ 's from left to right instead of from bottom to top. We cut the  $D$ 's into a left part  $D_L$  and a right part  $D_R$ . ("Left" and "right" refer to the figures we get if figures 12 and 13 are rotated over  $90^\circ$  to the right.) Similarly each  $Q$  splits into  $Q_L$  and  $Q_R$ . Now we study deflation. Deflation of a  $D$  gives  $D_R Q D_L$ , and deflation of a  $Q$  gives  $D_R D_L$ . A doubly infinite sequence of  $Q$ 's and  $D$ 's deflates into a doubly infinite sequence of  $D_R Q D_L$ 's and  $D_R D_L$ 's. In this sequence each  $D_R Q D_L$  and each  $D_R D_L$  is preceded by a  $D_L$ . So if for each  $D_R Q D_L$  and each  $D_R D_L$  we take away the  $D_L$  on the right and add it on the left we still have the same doubly infinite sequence. So instead of  $D_R Q D_L$  we have  $D Q$ , and instead of  $D_R D_L$  we have  $D$ . Hence the deflation of the AR-pattern causes in the central chain of  $D$ 's and  $Q$ 's just the same thing as the rewriting rule  $D \rightarrow D Q$ ,  $Q \rightarrow D$  (this corresponds to  $D=1$ ,  $Q=0$ ). The  $D$ - $Q$ -sequences occurring in singular pentagrids have inflations of all orders, and indeed, every  $D$ - $Q$ -sequence with this property occurs in some singular AR-pattern. This is easily verified by selecting the pentagrid parameters so as to check with the algebraic formula of [1] for those sequences.

#### REFERENCES

1. de Bruijn, N.G. - Sequences of zeros and ones generated by special production rules. Kon. Nederl. Akad. Wetensch. Proc. Ser. A (= Indag. Math.) (1981).
2. Gardner, M. - Scientific American, Jan. 1977, p. 110-121.
3. Penrose, R. - The rôle of aesthetics in pure and applied mathematical research. Bull. Inst. Math. Appl. 10, 266-271 (1974).
4. Penrose, R. - Pentaplexity. Math. Intelligencer vol. 2 (1), 32-37 (1979).